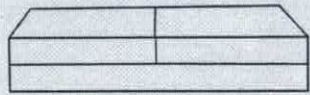
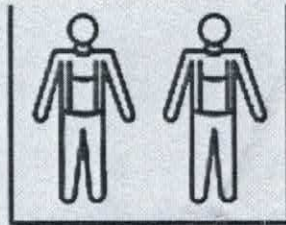
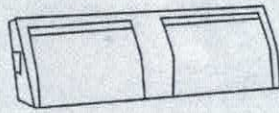


ASSEMBLY INSTRUCTION

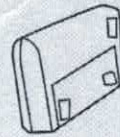
LG-6012-LOVESEAT



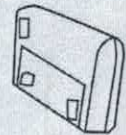
A*1




B*1




C*1 LEFT



C*1 RIGHT



D*2



E*2

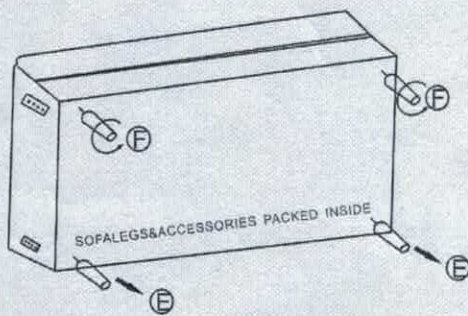


F*2

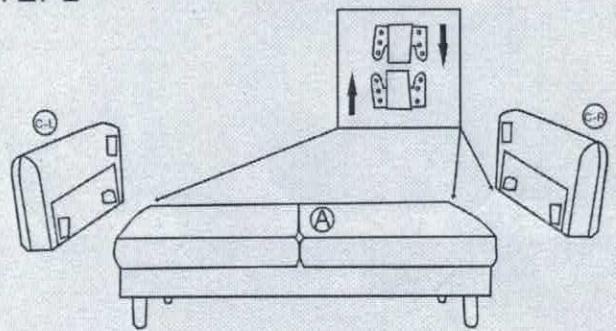


I*4

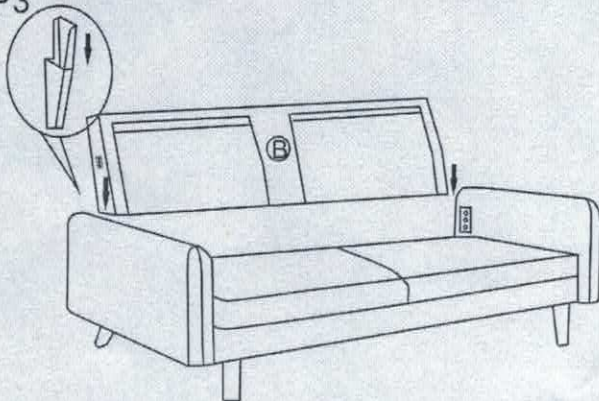
STEP1



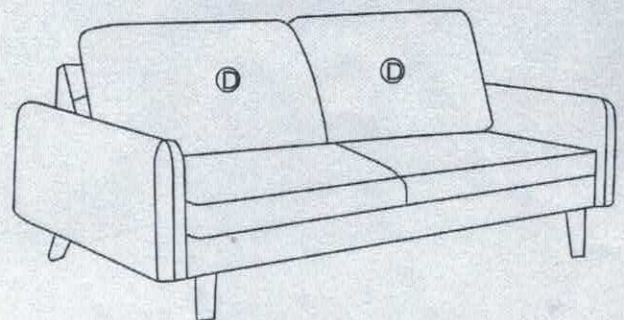
STEP2



STEP3




STEP4



KINDLY REMINDER

D*2, E*2, F*2, I*4
PACKED IN LOVESEAT



CAREFULLY UNPACK AND PLACE THE LOVESEAT BODY(A) ON A CLEAN FLAT SURFACE TO SHOW THE BASE AS SHOWN.

UNPACK PARTS FROM THE STORAGE COMPARTMENT